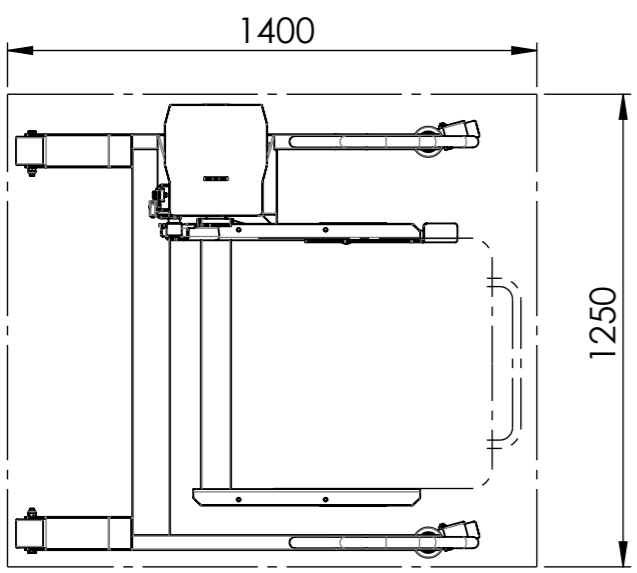
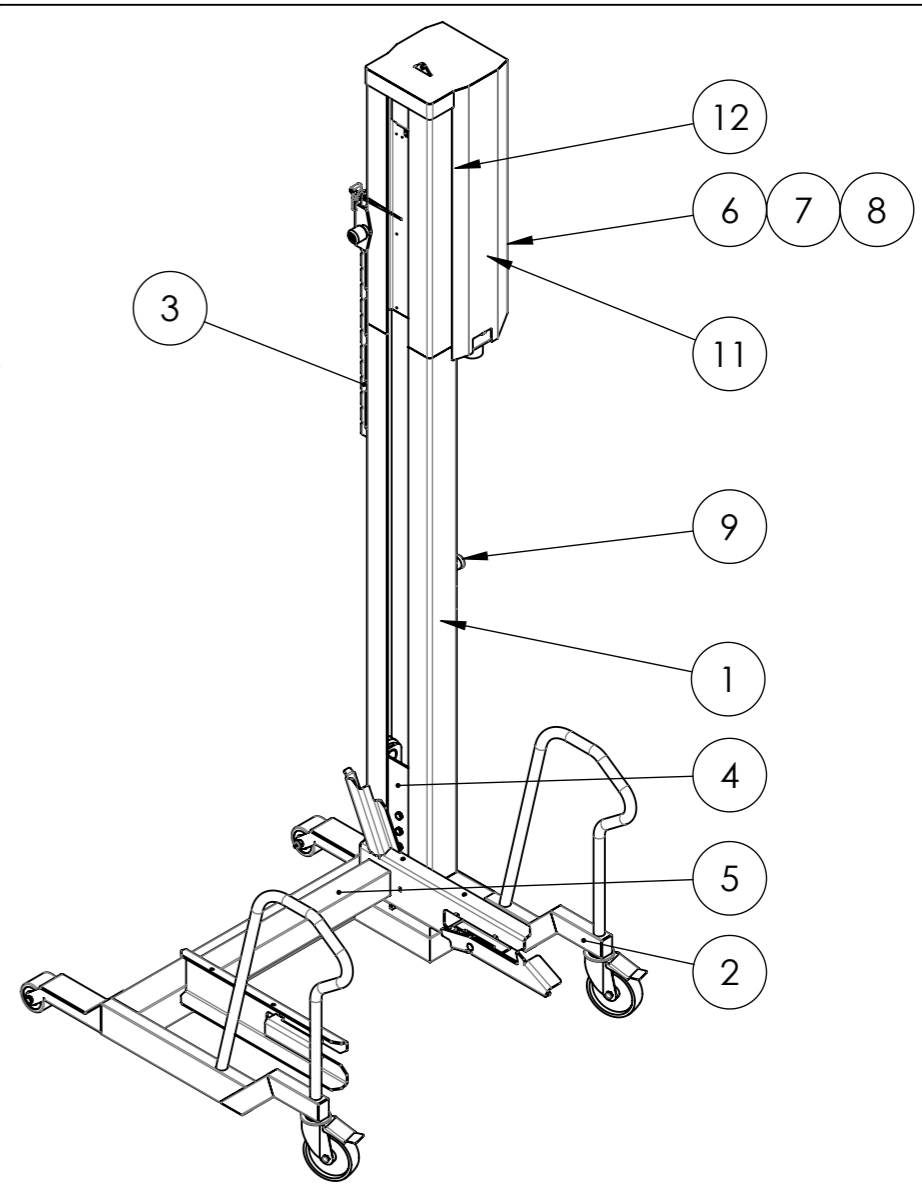
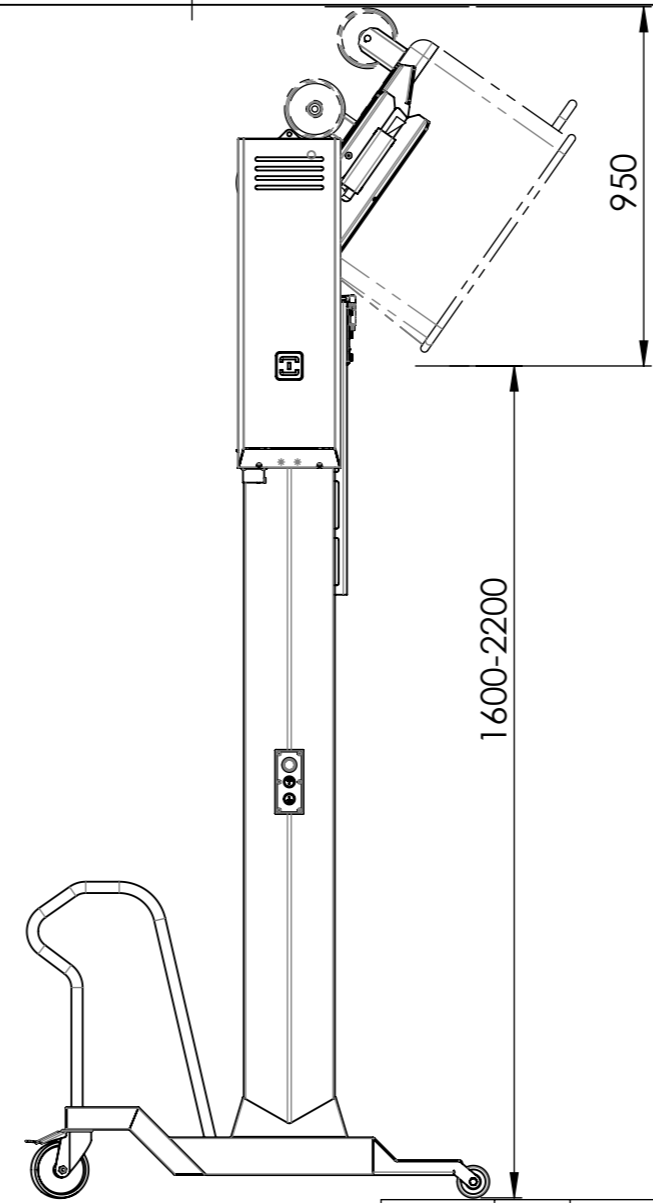
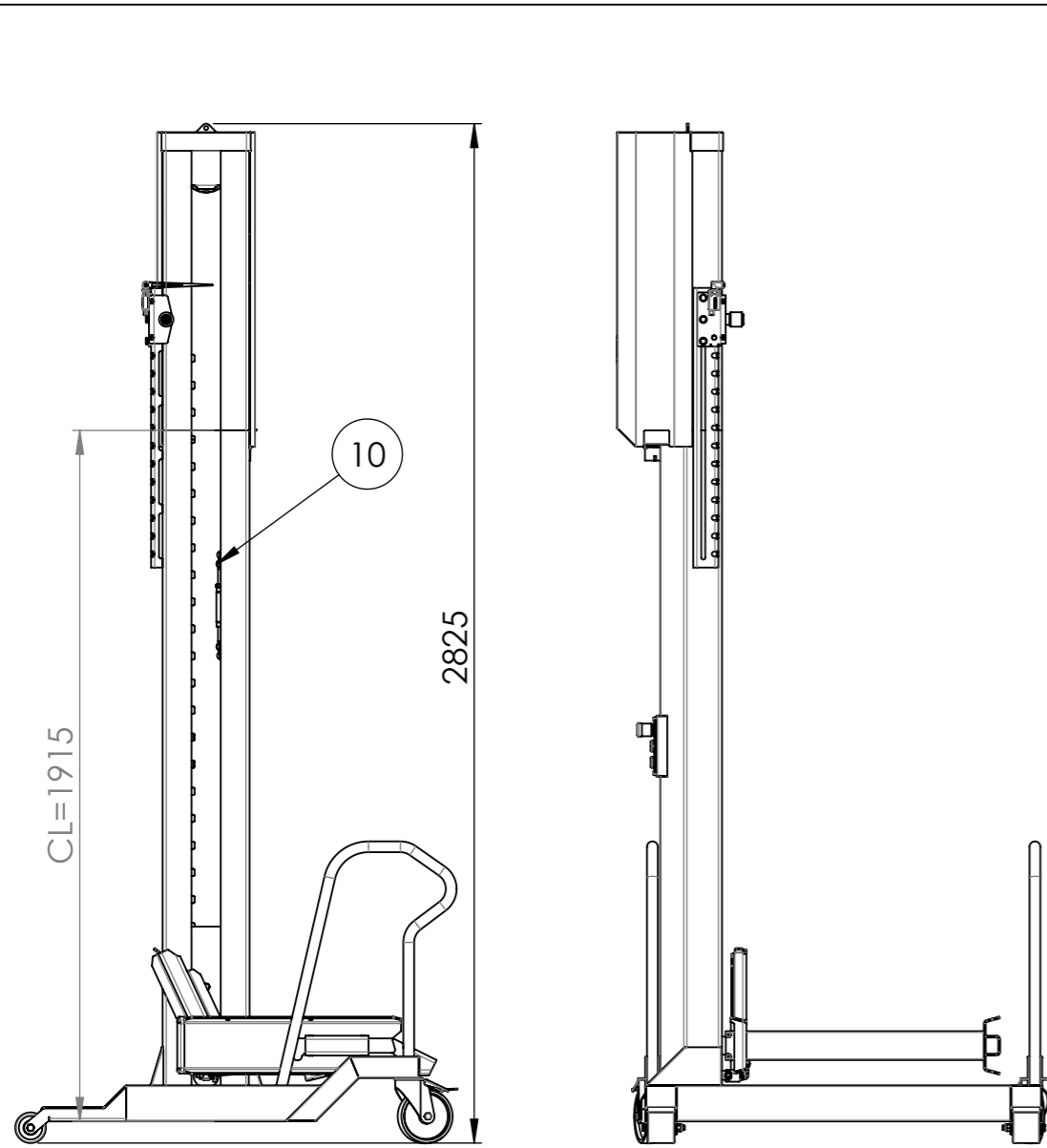


Printed: 2023-08-30

This drawing is our property and protected by present law. It may not without our written permission be copied, reproduced, or be used for any other unauthorised purposes. The receiver is responsible for any misuse.
NIMO-KG-AB



12	1	PS116-C4	LIMIT SWITCH
11	1	19-30-003	ELECTRIC CABINET
10	1	70-28-470	CHAIN DETAILS MILD STEEL
9	1	70-28-465	CONTROL PANEL
8	1	70-28-560	GEAR MOTOR NORD 23 rpm
7	1	70-28-555	COVER BOTTOM CEE RIGHT COMPL.
6	1	70-28-451	MOTOR COVER
5	1	70-28-440	LIFTING FRAME RIGHT COMPL.
4	1	70-28-435	GUIDE BLOCK COMPL.
3	1	70-28-431	VARIABLE TURNING WHEEL COMPL.
2	1	70-28-422	UNDERCARRIAGE RIGHT COMPL.
1	1	70-28-410 CL=1915	COLUMN

Item no.	QTY.	Drawing no. / Part no.	Description
Designed by	SO	Approved by	SO
Approved date		Material	
General surface, Ra		General tolerance	
Scale	1:20		
Owner	Weight, kg		SKV 300 C3T-V
	Replace		30151
	Replaced by		Drawing number
			A-052504
Rev.	C	Sheet	1/1

Rev.		Note	CreatedBy	Appr.By	Appr.Date
		Machine 12359 and 12361 has new drawing A-050473			2016-08-31
B		CL CORRECTED	MO	MO	2018-05-30
C		Minor drawing flaws corrected.	TW	TW	2023-08-30

